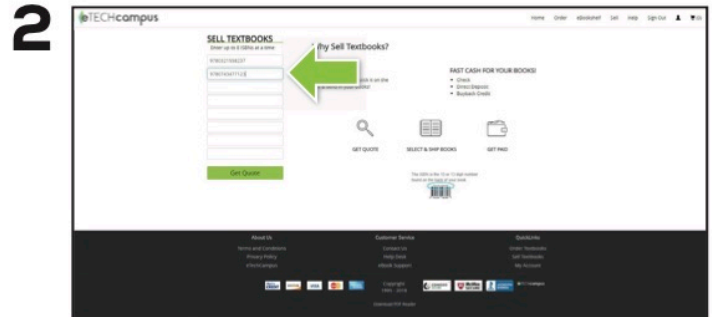


How to Sell Textbooks

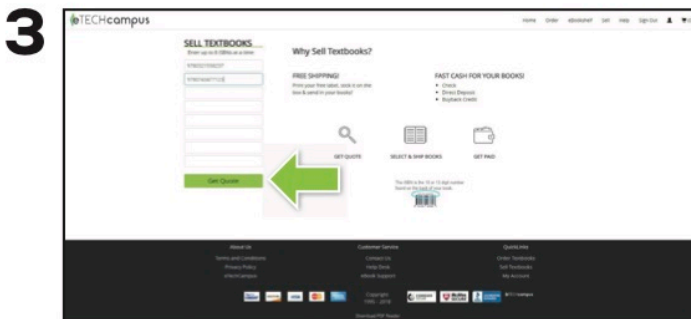


Go to riordanhs.etechcampus.com and select the **"Sell Now"** button.

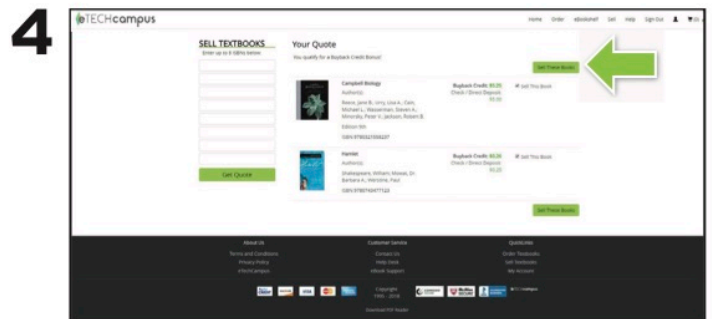


Enter the ISBNs for each textbook you would like to receive a quote for into the boxes on the left side of the screen.

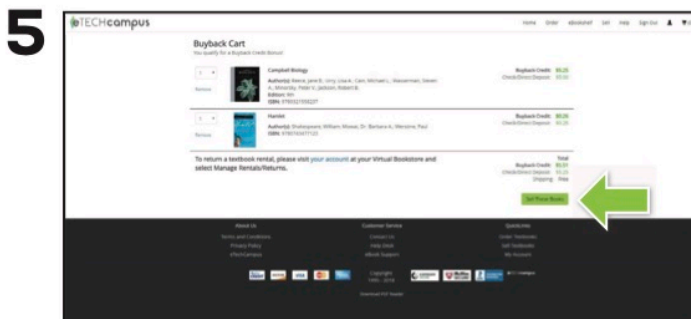
* The ISBN is the 10 or 13 digit number found on the back of your book.



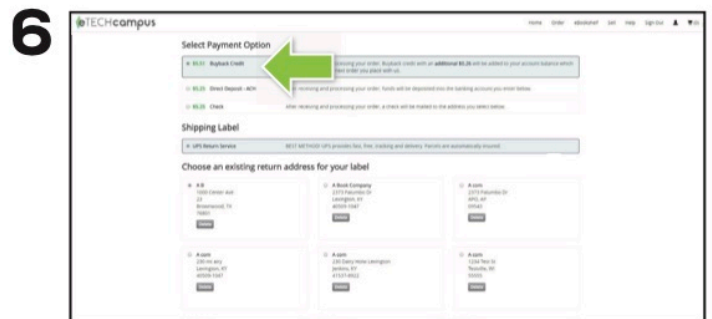
Once you have entered up to 8 ISBNs, press the **"Get Quote"** button to receive a pricing quote for the items entered.



After receiving your quote, you can select which books you would like to sell, and which books you would like to keep. Once your selections have been made, press **"Sell These Books,"** and you will be taken to your **"Buyback Cart."**



Now that you have selected your books, you can press **"Sell These Books."**



Next you will be asked to **"Select Payment Option."**